

S4120

Business Processes in SAP S/4HANA Project Control

COURSE OUTLINE

Course Version: 14

Course Duration:

SAP Copyrights, Trademarks and Disclaimers

© 2020 SAP SE or an SAP affiliate company. All rights reserved.

No part of this publication may be reproduced or transmitted in any form or for any purpose without the express permission of SAP SE or an SAP affiliate company.

SAP and other SAP products and services mentioned herein as well as their respective logos are trademarks or registered trademarks of SAP SE (or an SAP affiliate company) in Germany and other countries. Please see <http://global12.sap.com/corporate-en/legal/copyright/index.epx> for additional trademark information and notices.

Some software products marketed by SAP SE and its distributors contain proprietary software components of other software vendors.

National product specifications may vary.

This course may have been machine translated and may contain grammatical errors or inaccuracies.








These materials are provided by SAP SE or an SAP affiliate company for informational purposes only, without representation or warranty of any kind, and SAP SE or its affiliated companies shall not be liable for errors or omissions with respect to the materials. The only warranties for SAP SE or SAP affiliate company products and services are those that are set forth in the express warranty statements accompanying such products and services, if any. Nothing herein should be construed as constituting an additional warranty.

In particular, SAP SE or its affiliated companies have no obligation to pursue any course of business outlined in this document or any related presentation, or to develop or release any functionality mentioned therein. This document, or any related presentation, and SAP SE's or its affiliated companies' strategy and possible future developments, products, and/or platform directions and functionality are all subject to change and may be changed by SAP SE or its affiliated companies at any time for any reason without notice. The information in this document is not a commitment, promise, or legal obligation to deliver any material, code, or functionality. All forward-looking statements are subject to various risks and uncertainties that could cause actual results to differ materially from expectations. Readers are cautioned not to place undue reliance on these forward-looking statements, which speak only as of their dates, and they should not be relied upon in making purchasing decisions.

Typographic Conventions

American English is the standard used in this handbook.

The following typographic conventions are also used.

This information is displayed in the instructor's presentation	
Demonstration	
Procedure	
Warning or Caution	
Hint	
Related or Additional Information	
Facilitated Discussion	
User interface control	<i>Example text</i>
Window title	<i>Example text</i>

Contents

vii **Course Overview**

1 Unit 1: Introduction to SAP S/4HANA

- 1 Lesson: Introducing SAP S/4HANA
- 1 Lesson: Understanding SAP Fiori UX
- 1 Lesson: Understanding SAP Business Client
- 1 Lesson: Understanding SAP GUI

3 Unit 2: Project Management with SAP S/4HANA Project Systems

- 3 Lesson: Describing Project Management with SAP S/4HANA Project System

5 Unit 3: Project Structures

- 5 Lesson: Outlining Work Breakdown Structure (WBS)
- 5 Lesson: Creating Work Breakdown Structures (WBSs)
- 5 Lesson: Outlining Networks
- 5 Lesson: Creating Networks
- 5 Lesson: Applying Documents, Milestones, and Mass Change
- 6 Lesson: Exporting and Importing Projects

7 Unit 4: Reports

- 7 Lesson: Analyzing Projects with the Structure Information System
- 7 Lesson: Analyzing Projects with Financial Reports
- 7 Lesson: Reporting in SAP S/4HANA

9 Unit 5: Project Plans

- 9 Lesson: Checking Projects with the Project Planning Board
- 9 Lesson: Planning Dates for WBS Elements
- 9 Lesson: Scheduling Networks
- 9 Lesson: Planning Resources with Networks
- 9 Lesson: Generating Requirements for Externally Processed Activities
- 10 Lesson: Scheduling Multiple Resources
- 10 Lesson: Planning Materials with Networks
- 10 Lesson: Planning Costs for WBS
- 10 Lesson: Planning Costs for Networks
- 10 Lesson: Planning Revenue for Projects

11 Unit 6: Project Budgets

11 Lesson: Budgeting Projects

11 Lesson: Integrating Investment Management with SAP S/4HANA Project Systems

13 Unit 7: Project Execution

13 Lesson: Entering Actual Dates for WBS Elements

13 Lesson: Confirming Actual Dates for Networks

13 Lesson: Posting Documents to WBS Elements with Execution Services

13 Lesson: Creating Claims for Projects

13 Lesson: Posting Documents to Networks

14 Lesson: Billing Projects with Milestone Billing

15 Unit 8: Period-End Closing

15 Lesson: Executing Period-End Closing Procedures

Course Overview

TARGET AUDIENCE

This course is intended for the following audiences:

- Project Manager
- Application Consultant
- Super / Key / Power User

Lesson 1: Introducing SAP S/4HANA

Lesson Objectives

After completing this lesson, you will be able to:

- Explain the benefits of SAP S/4HANA

Lesson 2: Understanding SAP Fiori UX

Lesson Objectives

After completing this lesson, you will be able to:

- Work with SAP Fiori apps
- Explain the benefits of SAP Fiori

Lesson 3: Understanding SAP Business Client

Lesson Objectives

After completing this lesson, you will be able to:

- Give an overview of SAP Business Client
- Explain the benefits of SAP Business Client
- Navigate in SAP Business Client

Lesson 4: Understanding SAP GUI

Lesson Objectives

After completing this lesson, you will be able to:

- Describe the SAP GUI that is also available in SAP S/4HANA

Lesson 1: Describing Project Management with SAP S/4HANA Project System

Lesson Objectives

After completing this lesson, you will be able to:

- List the characteristics of projects
- Describe SAP solutions for project management

Lesson 1: Outlining Work Breakdown Structure (WBS)

Lesson Objectives

After completing this lesson, you will be able to:

- List the structure elements of WBSs
- Verify the tasks of WBSs

Lesson 2: Creating Work Breakdown Structures (WBSs)

Lesson Objectives

After completing this lesson, you will be able to:

- Create a WBS
- Describe operative indicators for WBSs
- Maintain WBS elements
- Use the hierarchy graphic to display WBS organization

Lesson 3: Outlining Networks

Lesson Objectives

After completing this lesson, you will be able to:

- List the structure elements of networks
- Verify the tasks of networks

Lesson 4: Creating Networks

Lesson Objectives

After completing this lesson, you will be able to:

- Create a network with the Project Builder
- Use the network graphic

Lesson 5: Applying Documents, Milestones, and Mass Change

Lesson Objectives

After completing this lesson, you will be able to:

- Create texts and documents in SAP S/4HANA project systems
- Create milestones
- Apply mass changes

Lesson 6: Exporting and Importing Projects

Lesson Objectives

After completing this lesson, you will be able to:

- List the options used for importing and exporting projects

Lesson 1: Analyzing Projects with the Structure Information System

Lesson Objectives

After completing this lesson, you will be able to:

- List the characteristics of the structure information system

Lesson 2: Analyzing Projects with Financial Reports

Lesson Objectives

After completing this lesson, you will be able to:

- List the characteristics of financial reports
- Analyze projects with hierarchy reports
- Analyze projects with cost element reports
- Analyze projects with line item reports

Lesson 3: Reporting in SAP S/4HANA

Lesson Objectives

After completing this lesson, you will be able to:

- Describe and explain reporting solutions in SAP S/4HANA

Lesson 1: Checking Projects with the Project Planning Board

Lesson Objectives

After completing this lesson, you will be able to:

- Create projects with the Project Planning Board

Lesson 2: Planning Dates for WBS Elements

Lesson Objectives

After completing this lesson, you will be able to:

- Plan dates for WBS elements with the Project Planning Board

Lesson 3: Scheduling Networks

Lesson Objectives

After completing this lesson, you will be able to:

- Schedule networks

Lesson 4: Planning Resources with Networks

Lesson Objectives

After completing this lesson, you will be able to:

- Create capacity requirements for internally processed activities
- Distribute the work of internally processed activities

Lesson 5: Generating Requirements for Externally Processed Activities

Lesson Objectives

After completing this lesson, you will be able to:

- Generate purchase requisitions for externally processed activities

Lesson 6: Scheduling Multiple Resources

Lesson Objectives

After completing this lesson, you will be able to:

- Integrate project systems with Multiple Resource Scheduling (MRS)

Lesson 7: Planning Materials with Networks

Lesson Objectives

After completing this lesson, you will be able to:

- Assign material components manually
- Transfer a Bill of Materials (BOM)

Lesson 8: Planning Costs for WBS

Lesson Objectives

After completing this lesson, you will be able to:

- List methods for cost planning with a Work Breakdown Structure (WBS)
- Plan costs in SAP Business Planning and Consolidation (SAP BPC)

Lesson 9: Planning Costs for Networks

Lesson Objectives

After completing this lesson, you will be able to:

- Plan costs for networks

Lesson 10: Planning Revenue for Projects

Lesson Objectives

After completing this lesson, you will be able to:

- List methods of revenue planning for projects
- Plan revenue using a sales order

Lesson 1: Budgeting Projects

Lesson Objectives

After completing this lesson, you will be able to:

- Integrate cost planning and budgeting
- Create an original budget
- Check availability control

Lesson 2: Integrating Investment Management with SAP S/4HANA Project Systems

Lesson Objectives

After completing this lesson, you will be able to:

- Integrate the budgeting of projects with investment management

Lesson 1: Entering Actual Dates for WBS Elements

Lesson Objectives

After completing this lesson, you will be able to:

- Enter actual dates for WBS elements

Lesson 2: Confirming Actual Dates for Networks

Lesson Objectives

After completing this lesson, you will be able to:

- Confirm network activities with the Project Planning Board
- Confirm network activities with the Cross-Application Time Sheet (CATS)

Lesson 3: Posting Documents to WBS Elements with Execution Services

Lesson Objectives

After completing this lesson, you will be able to:

- Create documents with account assignment to projects
- Post documents to WBS elements with Execution Services

Lesson 4: Creating Claims for Projects

Lesson Objectives

After completing this lesson, you will be able to:

- Create claims for a project

Lesson 5: Posting Documents to Networks

Lesson Objectives

After completing this lesson, you will be able to:

- Assign documents to networks

- Analyze purchase requisitions

Lesson 6: Billing Projects with Milestone Billing

Lesson Objectives

After completing this lesson, you will be able to:

- Execute milestone billing for projects

Lesson 1: Executing Period-End Closing Procedures

Lesson Objectives

After completing this lesson, you will be able to:

- List typical period-end closing activities
- Analyze projects with progress analysis
- Prepare for period-end settlement
- Perform period-end settlement